

MICRON W & WD FILTERS

Deep Bed Sand Filters

Micron W & WD filters are designed with filter depths of 600mm and 1000mm respectively, providing enhanced in-depth filtration and increased dirt retention capacity. Combining filter housing and various filter media Micron W & WD filters can be fitted in configurations to provide comprehensive multi-stage water conditioning.



Proven Durability

Waterco Micron filters are known throughout the industry for their impressive performance and reliability.

Manufactured from the highest grade of non corrosive materials and employing the latest in fibreglass winding technology, Micron filters are built for many years of trouble free operation.

Technologically Advanced

Micron filters consist of a blow moulded inner shell of fibreglass reinforced polyester resin strengthened with multiple layers of continuous strands of fibreglass filament.

Micron filters are wound with precision by Waterco's digital filament winding machines, for refined consistency and superior quality.

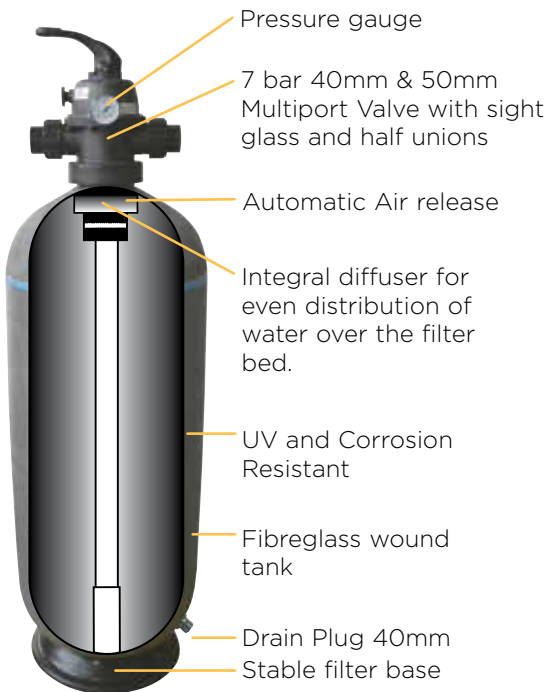
Easy Maintenance

Cleansing the filter simply requires shifting the Multiport Valve lever from the "filter" position to the "backwash" position, which reverses the flow of water in the filter, flushing out the trapped dirt from filter bed.

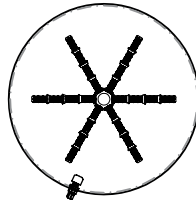
Model No:	MPV Size	Filter Bed Depth	Filter Bed Area	Filtration Flow Rates		Backwash Flow Rates		Filter Bed Volume	Sand 16/30	Zeoplus
				36m ³ /hr/m ²	36m ³ /hr/m ²	40m ³ /hr/m ²	40m ³ /hr/m ²			
	(mm)	(mm)	(m ²)	lpm	m ³ /hr	lpm	m ³ /hr	(litre)	(kg)	(kg)
W250	40	600	0.05	30	1.8	33	2	41	60	49
W300	40	600	0.07	42	2.5	47	2.8	58	85	70
W350	40	600	0.10	60	3.6	67	4	79	115	95
W400	40	600	0.13	78	4.7	87	5.2	79	115	95
W500	40	600	0.20	120	7.2	133	8	123	180	148
W600	40	600	0.28	168	10.1	187	11.2	175	255	210
W700	40	600	0.38	228	13.7	253	15.2	240	350	288
W900	50	800	0.64	382	22.9	424	25.4	452	660	542
W1050	50	800	0.87	520	31.2	577	34.6	649	948	779

Model No:	MPV Size	Filter Bed Depth	Filter Bed Area	Filtration Flow Rates		Backwash Flow Rates		Filter Bed Volume	Sand 16/30	Zeoplus
				36m ³ /hr/m ²	36m ³ /hr/m ²	40m ³ /hr/m ²	40m ³ /hr/m ²			
	(mm)	(mm)	(m ²)	lpm	m ³ /hr	lpm	m ³ /hr	(litre)	(kg)	(kg)
WD300	40	1000	0.07	42	2.5	47	2.8	86	125	103
WD350	40	1000	0.10	60	3.6	67	4	116	170	140
WD400	40	1000	0.13	78	4.7	87	5.2	129	188	155
WD500	40	1000	0.20	120	7.2	133	8	199	290	238
WD600	40	1000	0.28	168	10.1	187	11.2	288	420	345
WD700	40	1000	0.38	228	13.7	253	15.2	394	575	473

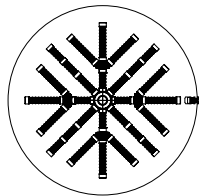
All filters are able to sustain a temperature of 50°C and have a max working pressure of 700kPa. Flow rate may vary based on filtration applications. Recommended maximum flow rates for port size: 50mm/63mm(EU), 510lpm, 30.6m³/hr.



Star lateral configuration in W & WD Series applies to models 400 to 700



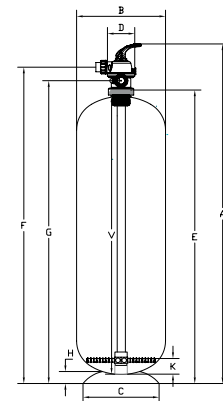
Fishtail lateral configuration in W & WD Series applies to models 900 and 1050



Dimensions (mm)

'W' Series Deep Bed Filters										
Model	A	B	C	D	E	F	G	H	V	K
W250	1385	268	304	160	1119	1252	1172	162	955	180
W300	1366	322	346	160	1100	1233	1153	175	955	180
W350	1397	366	355	160	1130	1262	1183	63	1010	180
W400	1377	416	355	160	1110	1242	1163	63	995	76
W500	1415	518	443	160	1148	1280	1201	69	1014	76
W600	1402	620	540	160	1135	1267	1188	88	992	76
W700	1407	720	540	160	1140	1272	1193	88	1015	86
W900	1800	937	735	207	1477	1655	1555	151	1377	128
W1050	1830	1085	1045	207	1507	1685	1585	170	1392	160

'WD' Series Deep Bed Filters										
Model	A	B	C	D	E	F	G	H	V	K
WD300	1977	315	301	160	1710	1841	1762	75	1590	180
WD350	1997	366	356	160	1730	1861	1782	63	1612	180
WD400	1987	416	356	160	1720	1851	1772	63	1595	76
WD500	2009	518	443	160	1742	1873	1794	69	1600	76
WD600	1997	620	540	160	1730	1861	1782	88	1582	76
WD700	2002	720	540	160	1735	1866	1787	88	1622	86



Warranty

Item	Domestic	Commerical
W250 / W300	5 + 5 years	2 years
Other W/WD	5 years	2 + 3 years

* Please refer to Waterco's warranty terms and conditions.

OFFICES - AUSTRALIA
 NSW - Sydney (Head Office)
 Tel: +61 2 9898 8600
 QLD - Brisbane
 Tel: +61 7 3299 9900
 VIC/TAS - Melbourne
 Tel: +61 3 9764 1211
 WA - Perth
 Tel: +61 8 9273 1900
 SA/NT - Adelaide
 Tel: +61 8 8244 6000
 ACT Distribution
 Tel: +61 2 6280 6476

OFFICES - OVERSEAS
 Waterco (Europe) Limited
 Sittingbourne, Kent, UK
 Tel: +44 (0) 1795 521 733
 Waterco (USA) Inc
 Augusta, Georgia, USA
 Tel: +1 706 793 7291
 Waterco Canada
 Boucherville, Quebec, Canada
 Tel: +1 450 748 1421
 Waterco (NZ) Limited
 Auckland, New Zealand
 Tel: +64 9 525 7570

Waterco (C) Limited
 Guangzhou, China
 Tel: +86 20 3222 2180
 Waterco (Far East) Sdn Bhd
 Selangor, Malaysia
 Tel: +60 3 6145 6000
 PT Waterco Indonesia
 Jakarta, Indonesia
 Tel: +62 21 4585 1481
 Waterco Singapore Intl Pte Ltd
 Nehsons Building, Singapore
 Tel: +65 6344 2378

DISTRIBUTED BY:

WATERCO
 water, the liquid of life



ZZB0955A 12/21